

OUTBOARD FUEL SYSTEM PARTS

Fuel Connectors

- Skin carded for point of purchase retail display



9-38001
Elbow, Fuel pick-up
Replaces: Honda 16977-ZV5-900 1/4" NPT
use w/ 9-38008 & 9-38009



9-38002
Fuel Connector
Replaces: Nissan/Tohatsu 3B2-702810M 3/8" hose barb
use w/ 9-38039



9-38003
Fuel Connector
Replaces: Mercury 22-13562T3 5/16" hose barb
use w/ 9-38012



9-38004
Fuel Connector
3/8" hose barb use w/ 9-38012



9-38005
Fuel Connector
Replaces: Honda 17650-921-003ZB 3/8" NPT



9-38006
Fuel Connector
Replaces: Chrysler/Force f213238T2 1/4" NPT
use w/ 9-38013



9-38007
Fuel Connector
Replaces: Honda 16977-ZV5-A00 1/4" NPT
use w/ 9-38009



9-38008
Fuel Connector
Replaces: Honda 17660-ZV5-902 3/8" hose barb
use w/ 9-38001



9-38009
Fuel Connector
Replaces: Honda 17660-ZV5-A00 3/8" hose barb
use w/ 9-38001 & 9-38007



9-38010
Fuel Connector
Replaces: Johnson/Evinrude 772681 1/4" NPT
use w/ 9-38014 & 9-38015



9-38011
Fuel Connector
Replaces: Mercury 22-13563T7 3/8" hose barb



9-38012
Fuel Connector
Replaces: Mercury 1/4" NPT
use w/ 9-38003 & 9-38004



9-38013
Fuel Connector
Replaces: Chrysler/Force F197787T3 5/16" hose barb
use w/ 9-38006



9-38014
Fuel Connector
Replaces: Johnson/Evinrude 174508 5/16" hose barb
use w/ 9-38010



9-38015
Fuel Connector
Replaces: Johnson/Evinrude 176445 3/8" hose barb
use w/ 9-38010



9-38016
Hose Barb
Male 1/4" NPT with 5/16" hose barb



9-38017
Hose Barb
Male 1/4" NPT with 1/4" hose barb



9-38018
Hose Barb
Male 1/4" NPT with 3/8" hose barb



9-38019
Hose Barb
Male 1/8" NPT with 5/16" hose barb



9-38020
Hose Barb
Male 1/8" NPT with 3/8" hose barb



9-38021
Hose Barb
Male 3/8" NPT with 5/16" hose barb




9-38022
Hose Barb
Male 3/8" NPT with 3/8" hose barb



9-38023
Hose Barb
Male 1/8" NPT with 1/4" hose barb



9-38030
Fuel Connector
Replaces: Honda Clip-on Type



9-38031
Fuel Connector
Replaces: Mercury 30185Q 3 Male (tank end) bayonet type- w/hose barb



9-38032
Fuel Connector
Replaces: Mercury 22831Q 3 Female (engine end) bayonet type



9-38033
Fuel Connector
Replaces: Mercury Female (tank adaptor) bayonet type - straight



9-38034
Fuel Connector
Replaces: Mercury Male (tank adaptor) bayonet type - 90 degree



9-38039
Fuel conn, Suzuki Male
Replaces: Suzuki 65740-95500
Fits: 1/4" NPT. 508 O.D. tank connector



9-38040
Fuel conn, Mercury/Yamaha 1/4"
Replaces: Mercury/Yamaha 22-14213Q
Fits: Force 9.9/15/25 1998, 40hp & up 1993-new



9-38041
Fuel connector with 3/8" Barb
Replaces: Mercury 22831A3
Fits: Bayonet connector with 3/8" male barb

OUTBOARD FUEL SYSTEM PARTS

Outboard Fuel Water Separating Filters

Mallory's Fuel Water Separating Filters provide excellent protection for your engines fuel system that no engine should be without. If your engine is not protected by a Mallory Filter you could risk being stranded due to water in your fuel system or possible damage to your fuel system components from corrosion. Mallory Fuel Filters are constructed to meet or exceed all OEM specifications.

Fuel Filter Features:

- NEW 10 MICRON RATING for 9-37800 & 9-37801 (required for many newer EFI & DFI engines)
- Epoxy coated interior for superior interior corrosion protection
- Premium quality filter media removes 98.8% of emulsified water and contaminants
- High flow capacity exceeds OEM specifications
- Will not remove 2 cycle oil from fuel
- Not for use with Diesel Fuel
- Recommended for all Outboards and I/O's except 1992 4.3L Mercruiser w/inline fuel filter

10 Micron
approved for use with
ethanol fuels



FUEL WATER SEPARATING FILTER APPLICATIONS

Mallory Part #	Replaces Model	OEM Part #	Application
9-37800	Mercury / Honda / Suzuki / Yamaha / Others	35-802893Q / 35-807172	Bracket w/Short Canister
9-37801	Mercury / Yamaha	35-807172	Bracket w/Long Canister
9-37803	Johnson / Evinrude	502905	Bracket w/Standard Canister
9-37804	Johnson / Evinrude	502906 / 385121B2	Direct Injection 90-115hp 1998-Up, 150-225 1999-Up
9-37805	Mercury	35-18458Q3	V-6 EFI 1995-earlier
9-37806	Mercury	35-18458Q4	V-6 EFI/DFI 1996-newer
NEW! 9-37807	Mercury / Yamaha / Others	MAR-SEPAR-AR-OR	Applications where extra filtering capacity is required
9-37810	Racor	Racor S3227 & S3228UL, Honda 17670-ZW1-801AH, Suzuki 99105-20005, Yamaha MAR-24563-00-00	For use with metal & plastic bowls fits Racor Head
9-37811	Racor	S3213 & S3220UL	For use with metal & plastic bowls, fits our filter bracket
NEW! 9-37812	Racor	Racor S3240, Honda 17670-ZW1-030GH Suzuki 99105-20006	Fits: Racor multi-port 120 RRAC01

OUTBOARD FUEL SYSTEM PARTS

Aluminum Bracket Features:

- Powder coated finish for excellent corrosion resistance
- High Quality die cast brackets for excellent strength and appearance
- Large fuel passages allow maximum fuel flow
- Available with 1/4" or 3/8" NPT inlet/outlets

Stainless Steel Bracket Features:

- Marine Grade 316 Stainless Steel for the ultimate in corrosion resistance
- Premium Quality casting excellent appearance
- Large fuel passages allow maximum fuel flow
- Available with 1/4" or 3/8" NPT inlet/outlets



9-37860



9-37861



9-37862



9-37863

Mallory Part #	Fuel Filter Brackets Description
9-37860	Aluminum Bracket w/ 1/4 "NPT inlet/outlets
9-37861	Aluminum Bracket w/ 3/8 "NPT inlet/outlets
9-37862	Stainless Steel Bracket w/ 1/4 "NPT inlet/outlets
9-37863	Stainless Steel Bracket w/ 3/8 "NPT inlet/outlets

FUEL WATER SEPARATOR KITS

Features:

- Great Retail Packaging for point of purchase display
- Available in 5 popular configurations
- Plus all the added features of our Premium Filters and Brackets listed above



Package
9-37851



9-37851



9-37856

FUEL WATER SEPARATOR KITS

Replaces OEM Part #'s Mercury / Mercruiser 35-802893Q4 / Honda / Suzuki 99105-2001 / Yamaha ABA-SEPAR-AT-OR / Others

Mallory Part #	Description	Filter Type
9-37850	Aluminum Bracket w/ 1/4 "NPT inlet/outlets	Short Canister
9-37851	Aluminum Bracket w/ 1/4 "NPT inlet/outlets	Standard Canister
9-37852	Aluminum Bracket w/ 3/8 "NPT inlet/outlets	Standard Canister
9-37855	Stainless Steel Bracket w/ 1/4 "NPT inlet/outlets	Standard Canister
9-37856	Stainless Steel Bracket w/ 3/8 "NPT inlet/outlets	Standard Canister

OUTBOARD FUEL SYSTEM PARTS

Introducing Mallory Marine's New Visi-Bowl® & Drain-a-Bowl® Fuel Water Separator Kits

These new fuel water separator kits allow water to be drained from the filter to allow for extended service while protecting your engine from the harmful effects of water in the fuel system. We offer a choice of two durable re-usable clear Visi-Bowl® fuel bowl with self venting drain valve for outboard applications or our metal Drain-a-Bowl® with a brass drain plug for Inboard & Sterndrive applications.

Features:

- Re-Usable collection bowls allows water to be drained from filter element for extended service life
- 10 Micron high efficiency filter element
- High fuel flow capacity for high HP engines
- Corrosion resistant construction for durability and safety
- For 2 & 4 cycle engines, will not separate 2-cycle oil from fuel



VISI-BOWL® KITS FOR OUTBOARD APPLICATIONS ONLY

Mallory Part #	Replaces	Description
9-37880	Racor 320R-RAC-01	10 Micron Filter Element w/ Aluminum Bracket & Clear Bowl 1/4" NPT inlet/outlets
9-37886	Racor 320R-RAC-01	10 Micron Filter Element w/ Stainless Steel Bracket & Clear Bowl 1/4" NPT inlet/outlets
9-37887	Racor	10 Micron Filter Element w/ Stainless Steel Bracket & Clear Bowl 3/8" NPT inlet/outlets
9-37882	Racor B32013	FF/WS Assy. Gasoline, element W/clear bowl
9-37884	Racor	Clear Bowl fits Mallory 9-37810, 9-37811& Racor filters



DRAIN-A-BOWL® KITS FOR INBOARDS & STERNDRIVES

Mallory Part #	Replaces	Description
9-37881	Racor 320R-RQC-02	FF/WS Gasoline, assy. W/metal bowl & bracket
9-37883	Racor B32020MAM	FF/WS Assy. Gasoline, element W/metal bowl
9-37885	Racor	metal bowl fits Mallory 9-37810, 9-37811& Racor filters

OUTBOARD FUEL SYSTEM PARTS



9-37950
Filter, Fuel 1/4" Inline
Replaces: Universal
Fits: Universal



9-37951
Filter, Fuel Inline
Replaces: Honda 16900-SR3-004
Fits: BF115, BF130



9-37952
Filter, Fuel Inline
Replaces: Honda 16900-SA5-004
Fits: BF35/45 BF4050, BF75/90



9-37953
Filter, Fuel Inline
Replaces: Honda 16010-ST5-993
Fits: BF115, BF130



9-37954
Clearview Fuel Filter Kit
Replaces: Universal
Fits: Universal



9-37955
Clearview Replacement Element
Replaces: Universal
Fits: Universal



9-37956
Filter, Fuel Inline
Replaces: Honda 16910-GB2-005
Fits: BF100, BF50, BF5, BF75, BF8



9-37957
Filter, Fuel Inline
Replaces: Honda 16910-ZV4-015
Fits: BF8, BF9.9, BF15, BF25, BF30



9-37958
Filter, Fuel 1/4" Inline
Replaces: Mercury 35-816296T, 35-816296K03
Fits: Universal



9-37959
Filter, Fuel 5/16" Inline
Replaces: Mercury, Johnson/Evinrude 398327
Fits: Universal



9-37960
Filter, Fuel 3/8" Inline
Replaces: Johnson/Evinrude 398319
Fits: Universal



9-37961
Filter Element, Fuel
Replaces: Mercury 881540
Fits: 75/80/90/100/115 HP 4 Stroke



9-37965
Filter Assembly, Fuel
Replaces: Yamaha 61N-24560-00-00
Fits: 15-60 HP



9-37970
Filter Element, Fuel
Replaces: Mercury 35-884380T / 35-8M0020349
Fits: Optimax & Verado 2 Micron



9-37980
Seal, Fuel Filter
Replaces: Mercury 25-897536
Fits: 2 Cyl 30&40 HP / 3 Cyl 55&60 HP

OUTBOARD FUEL SYSTEM PARTS




Carburetor Kits

- Kits include all of the critical parts needed to restore that carburetor to like new performance
- High quality materials for fuel resistance and long lasting repairs
- Extensive coverage for most popular makes and models

OUTBOARD CARB KITS - CHRYSLER APPLICATIONS

Model	Years	Carb Kit	Model	Years	Carb Kit
6	62/63HA	9-37000	35	350/351HE,HE,HG,HH,HK,H8L	9-37000
6	62/63H9M, HC,HD,HE,HE,HG,HH	9-37000	35	352/353H8K,H9L,353H0M,H1N	9-37000
6	64HA,HB,HC	9-37000	35	352/353HE,HG,HH,HJ,H2P	9-37000
6	64H8D	9-37000	35	354/355HE,HE,HG,HH	9-37000
8	82/83HA,HC,HD,HE,HE,HG,HH,H9K	9-37000	35	356/357HC,HD,HE,HE,HK,H8M	9-37000
9.9	91H0B,H9A	9-37000	35	357H3N,R3P,360/361HA,HB	9-37000
9.9	92H1H, 98H1B	9-37000	35	356/357HA,HB	9-37000
9.9	92/93H0G,H9E,HD,HE	9-37000	45	450/451HK	9-37000
9.9	92/93HB w/Tillotson C0-3A	9-37000	45	450-457HA,HC,HD,HE,HE,HG,HH	9-37000
10	100HA,101H8B	9-37000	45	452/453HJ,H8K	9-37000
10	102/103HA,HB,HC,HD,H8B	9-37000	45	456/457H0L,HJ,H1M,H9K,457H2N	9-37000
10	104/105HA,HB,HC	9-37000	45	458/459HA,HB,HC,HD,HE,HE,HG	9-37000
10	108/109HA,H8A	9-37000	45	459H0J,H9H	9-37000
12	121H9A,125H9E	9-37000	45	468-469HA	9-37000
12.9	122/123HA,HC,HD,H9E	9-37000	50	503H3A,507H1A,H2B,H2C,H3D,R3E	9-37000
12.9	124/125HA,HC,HD	9-37000	55	551HA,554-559HA,HD,HE,HG	9-37000
12.9	128/129 H9A	9-37000	70	706/707HE,709H0AN,H9A	9-37000
15	152H1G	9-37000	70	T700H9A	9-37000
15	152/153HA,HB,HC,H0E,H8D,H9E	9-37000	75	756/757HA,HB,HC,756H1G	9-37000
15	154HB,154/155HA	9-37000	75	758H08,H1C,P/S759H9A	9-37000
15	158/159HA,H8B,H9C	9-37000	75	758H2D,T750H9A	9-37000
20	202/203H0L, H1M,H9K,202H2N	9-37000	85	856/857HE	9-37000
20	206/207H9B	9-37000	105	1055HA, 1056/1057HA,HB,HC,HD,HE,HE	9-37000
25	252H3G,257H3D w/TilloTson WB-19D	9-37000	105	1058HA,HB,HC,HD,HE, 1059HD,HE	9-37000
25	252/253HA,HB,H8C,H8D,252H1F,H2F	9-37000	120	1206/1207HA,HB,HC,HD,HE,HE	9-37000
25	254/255HA,HB,256/257HA,HB	9-37000	120	1208HA,HB,HC,HD,HE, 1209HD,HE	9-37000
30	302/303HA,HB	9-37000	130	1306/1307HA	9-37000
30	304/305HA,HB	9-37000	135	1358HA,HB,HC	9-37000
30	306/307HA,307H1D,H2E	9-37000	150	1508HA	9-37000
35	350-355 HA,HC,HD	9-37000			


OUTBOARD FUEL SYSTEM PARTS




9-37100
Carburetor Kit
Replaces: Johnson/Evinrude 439076
Fits: V-4 85, 90, 100, 115, 140 HP



9-37101
Carburetor Kit
Replaces: Johnson / Evinrude 398453
Fits: 4-15 hp




9-37102
Carburetor Kit
Replaces: Johnson / Evinrude 438996
Fits: V-4 & V-6 60 deg. Engines




9-37103
Carburetor Kit
Replaces: Johnson / Evinrude 437327
Fits: V-6



9-37104
Carburetor Kit
Replaces: Johnson / Evinrude 439075 / 385356
Fits: 5, 6, 25, 30, 40




9-37105
Carburetor Kit
Replaces: Johnson / Evinrude 396701 / 392061
Fits: Most Newer 2 cyl.




9-37106
Carburetor Kit
Replaces: Johnson / Evinrude 439071
Fits: 1.5-20 HP




9-37107
Carburetor Kit
Replaces: Johnson / Evinrude 396701 / 398729
Fits: Most Newer 2 cyl. Includes Float
Note: For Kit w/Viton gaskets, use 9-37105



9-37108
Carburetor Kit
Replaces: Johnson / Evinrude 435677, 439078
Fits: V-6



9-37109
Carburetor Kit
Replaces: Johnson / Evinrude 439073
Fits: 6-20 HP



9-37110
Carburetor Kit
Replaces: Johnson / Evinrude 439079
Fits: V-4 & V-6



9-36800
Needle Valve
Replaces: Johnson / Evinrude 396522



9-36801
Needle Valve
Replaces: Johnson / Evinrude 396521



9-36803
Needle Adj. Retainer
Replaces: Johnson / Evinrude 315232



9-36900
Float, Carb
Replaces: Johnson / Evinrude 382363

OUTBOARD FUEL SYSTEM PARTS

OUTBOARD CARB KITS - JOHNSON-EVINRUDE APPLICATIONS


Model/HP	Years	Carb Kit #	Carb Kit w/float	Needle & Seat	Carb. Float
1.5	1970-90	9-37106	—	9-36800	—
2	1970-90	9-37106	—	9-36800	—
3	1952-67	—	—	—	—
3	1968	9-37106	—	9-36800	—
4	1965-78	9-37106	—	9-36800	—
4	1983-89	9-37101	—	9-36800	—
4	1991-93	9-37101	—	9-36800	—
4.5	1982-84, 1987	9-37101	—	9-36800	—
5	1965-67	9-37106	—	9-36800	—
5	1968	9-37104	—	9-36801	—
5	1984-85	9-37101	—	9-36800	—
5.5	1954-67	9-37106	—	9-36800	—
6	1954-79	9-37106	—	9-36800	—
6	1968	9-37104	—	9-36801	—
6	1984-85	9-37101	—	9-36800	—
6,8	1986-Up	9-37109	—	—	—
7.5	1955-58	9-37106	—	9-36800	—
7.5	1982-83	9-37101	—	9-36800	—
8	1984-85	9-37101	—	9-36800	—
9.9	1974-88	9-37101	—	9-36800	—
9.9/15	1989-Up	9-37109	—	—	—
10	1954-63	9-37106	—	9-36800	—
14	1968	9-37101	—	9-36800	—
15	1955-56	9-37106	—	9-36800	—
15	1974-88	9-37101	—	9-36800	—
18	1957-68	9-37106	—	9-36800	—
18	1969-73	9-37105	9-37107	9-36801	9-36900
20	1957-68	9-37106	—	9-36800	—
20	1969-90	9-37105	9-37107	9-36801	9-36900
20	1991-Up	9-37109	—	9-36800	—
25	1954-55	9-37104	—	9-36801	—
Sail Drive	1978-up	9-37105	9-37107	9-36801	9-36900
25	1969-95	9-37105	9-37107	9-36801	9-36900
28	1962-64	—	—	9-36801	—
28	1976-95	9-37105	9-37107	9-36801	9-36900
30	1956	9-37104	—	9-36801	—
30	1976-up	9-37105	9-37107	9-36801	9-36900
33	1965-70	—	—	9-36801	—
35	1957-59	9-37104	—	9-36801	—
35	1959	—	—	9-36801	—
35	1976-95	9-37105	9-37107	9-36801	9-36900
40	1960-63, 1971	—	—	9-36801	—
40	1964-70, 1972-78	9-37104	—	9-36801	—
40	1971-90, 1979-92	9-37105	9-37107	9-36801	9-36900
45	1971-97	9-37105	9-37107	9-36801	9-36900
48	1992-97	9-37110	—	9-36800	—
50	1958-59	—	—	9-36801	—
50	1971-97	9-37105	9-37107	9-36801	9-36900
55	1968-69, 1971-97	9-37105	9-37107	9-36801	9-36900
60	1964-67	—	—	9-36801	—
60	1970-97	9-37105	9-37107	9-36801	9-36900
65	1972-97	9-37105	9-37107	9-36801	9-36900
70	1972-97	9-37105	9-37107	9-36801	9-36900
75	1960-63	—	—	9-36801	—

OUTBOARD FUEL SYSTEM PARTS

OUTBOARD CARB KITS - JOHNSON-EVINRUDE APPLICATIONS CONTINUED

Model/HP	Years	Carb Kit #	Carb Kit w/float	Needle & Seat	Carb. Float
75	1975-88	9-37105	9-37107	9-36801	9-36900
80	1966-67	—	—	9-36801	—
85	1968	—	—	9-36801	—
85	1971-79	9-37100	—	9-36801	—
85	1969-70, 1991-93	9-37100	—	—	—
V-4 crossflow	1969-79	9-37100	—	—	—
V-4 crossflow	1983-84	9-37100	—	—	—
88,90	1985-95	9-37100	—	—	—
90	1981-82, 1983	9-37100	—	—	—
90 Looper 60°	1995-Up	9-37102	—	—	—
100	1971, 1980	9-37100	—	—	—
100	1972, 1979	9-37100	—	9-36801	—
100	1998-01	9-37102	—	—	—
105	1999-01	9-37102	—	—	—
115	1969, 1980-95	9-37100	—	—	—
115	1983	9-37100	—	—	—
115	1995-02	9-37100	—	9-36801	—
115 Looper 60°	1995-Up	9-37102	—	—	—
120	1985-90	9-37110	—	9-36800	—
120	1985-90, 1993	9-37110	—	9-36800	—
125	1971-72	9-37100	—	9-36801	—
125	1993	9-37110	—	9-36800	—
125 Com	1989-95	9-37110	—	9-36800	—
130	1995-99	9-37110	—	9-36800	—
130	2000	9-37103	—	—	—
135	1973-76	9-37100	—	9-36801	—
135	2001	9-37103	—	—	—
140	1977, 1980-83	9-37100	—	—	—
140	1978-79	9-37100	—	9-36801	—
140	1986-Up	9-37110	—	9-36800	—
V-6 crossflow	1976-90	9-37100	—	—	—
150	1979-90	9-37100	—	—	—
150 Looper 60°	1991-Up	9-37102	—	—	—
155	1984-93	9-37100	—	—	—
175	1977-91	9-37100	—	—	—
175 Looper 60°	1991-Up	9-37102	—	—	—
185	1984	9-37100	—	—	—
185	1989-93	9-37108	—	9-36800	—
200	1976-83	9-37100	—	—	—
200	1986-90	9-37110	—	9-36800	—
200	1992-93	9-37108	—	9-36800	—
200GT/XP	1986-Up	9-37110	—	9-36800	—
200TX	1996	9-37103	—	—	—
200	1997	9-37103	—	—	—
200	2000-01	9-37103	—	—	—
225	1986-90, 1992-93	9-37108	—	9-36800	—
225	1997	9-37103	—	—	—
225	2000-01	9-37103	—	—	—
235	1978-84	9-37100	—	—	—
250	1991-93	9-37108	—	9-36800	—
250	1998-99	9-37103	—	—	—
250	2000-01	9-37103	—	—	—
275/3.6L	1985-88	9-37108	—	9-36800	—
300	1988, 1991-93	9-37108	—	9-36800	—

OUTBOARD FUEL SYSTEM PARTS



9-37300
Carburetor Kit
Replaces: Mercury 1395-6452
Fits: V-6



9-37302
Carburetor Kit
Replaces: Mercury
Fits: Most w/ Side Bowl Carbs



9-37303
Carburetor Kit
Replaces: Mercury 1395-811223-1
Fits: Many Newer 2-4 cyl.



9-37304
Carburetor Kit
Replaces: Mercury 1395-9761-1
Fits: 6-25 w/ Primer



9-37305
Carburetor Kit
Replaces: Mercury 810749-2
Fits: V-6



9-37306
Carburetor Kit
Replaces: Mercury 1399-5135
Fits: 7.5, 9.8 hp




9-37307
Carburetor Kit
Replaces: Mercury 1399-5198
Fits: 20, 50 hp




9-37308
Carburetor Kit
Replaces: Mercury 1395-4808-1,
1395-8318-1
Fits: 40-150 hp WM, WMK carbs



9-37309
Carburetor Kit
Replaces: Mercury 1395-7826, 1395-8506
Fits: V135, V150, V175, V200, V225



9-37310
Carburetor Kit
Replaces: Mercury 1395-811691-2
Fits: V105 Jet, V135, V140 Jet, V150 (XR6) (Mag III),
V175, V200, V225 (3.0L)
S/N 0D082000-OG303045



9-37311
Carburetor Kit
Replaces: Mercury 1395-811691-3
Fits: V105 Jet, V135, V140 Jet, V150 (XR6) (Mag III),
V175, V200, V225 (3.0L) Sea Pro / Marathon
S/N OG303046-Up



9-36950
Float, Carb
Replaces: Mercury 1395-9293
Fits: 7.5, 9.8, 20, 40, 45, 50 hp



9-36951
Float, Carb
Replaces: Mercury 16253
Fits: 4, 5 hp 1 cyl



9-36952
Float, Carb
Replaces: Mercury 809569
Fits: 9.9, 15, 40, 45, 50 hp 4-stroke



9-36953
Float, Carb
Replaces: Mercury 16253-3
Fits: 4, 5, 6 hp 4-stroke



9-36954
Float, Carb
Replaces: Mercury 804184
Fits: 75, 90 hp 4-stroke



9-36955
Float, Carb
Replaces: Mercury 1395-8673 /
1395-8983
Fits: All side bowl carbs



9-36802
Needle Valve
Replaces: Mercury 1395-8318-1

OUTBOARD FUEL SYSTEM PARTS

OUTBOARD CARB KITS - MERCURY APPLICATIONS

Model/HP	Years/Serial #	Carb #	Carb Kit #	Needle & Seat	Float
3.9	1964-68	KB-7A, KB-7B	9-37302	—	9-36955
4 (1cyl)	1969-74	KB-10A	9-37302	—	9-36955
4 (1cyl)	1980-81	WMD-1	9-37302	9-36802	9-36955
4 (1cyl)	A855097 & Up		9-37302	—	9-36951
4 (4 Stroke)	R000001 & Up		—	—	9-36953
4.5 (1cyl)	1980-85	KB-10A	9-37302	—	9-36955
4.5 (1cyl)	1980-85	WMD-1	9-37302	9-36802	9-36955
5 (1cyl)	A855097 & Up		—	—	9-36951
5 (4 Stroke)	R000001 & Up		—	—	9-36953
6	1961-68	KB-6A, 6B	9-37302	—	9-36955
6	A197112 & Up	WMC-5,5A,5B,7,7A,17,17B,17C,18,18B,19,19A,20,23,28,34,39,41,41A,47,47A,49,49A,57	9-37304	—	—
6 (4 Stroke)	R000001 & Up		—	—	9-36953
7.5	1969-73	KB-9A,12A	9-37302	—	9-36955
7.5	1972-85	BB-2A,2B,2C,4A,5A,5C,5D,7A,7C	9-37306	—	9-36950
7.5		WMB-2,4	—	—	9-36950
8	A197112 & Up	WMC-5,5A,5B,7,7A,17,17B,17C,18,18B,19,19A,20,23,28,34,39,41,41A,47,47A,49,49A,57	9-37304	—	—
9.8	1962-73	KB-5A,8A,11A	9-37302	—	9-36955
9.8	1972-85	BB-1A,1B,1C,3A,3B,3C,6A,6C	9-37306	—	9-36950
9.8		WMB-1,3	—	—	9-36950
9.9	A197112 & Up	WMC-5,5A,5B,7,7A,17,17B,17C,18,18B,19,19A,20,23,28,34,39,41,41A,47,47A,49,49A,57	9-37304	—	—
9.9 (4 Stroke)	G760300-T979999		—	—	9-36952
10	1957-61	KB-1A,4A	9-37302	—	9-36955
10 Sea Pro / 10 Marathon	ALL	WMC-33,33A,40,42,50,50A,50B,55,55A	9-37304	—	—
XR-10, Mag 10	ALL	WMC-23,48,48A,49,49A	9-37304	—	—
15	1959-61	KB-1A,4A	9-37302	—	9-36955
15	A197112 & Up	WMC-5,5A,5B,7,7A,17,17B,17C,18,18B,19,19A,20,23,28,34,39,41,41A,47,47A,49,49A,57	9-37304	—	—
Super 15, 15XD	6443973 & Up	WMC-13,13A,14,14A,15A,16A,24,25,26,27,29,30,31,31A	9-37304	—	—
15 Sea Pro / Marathon	6443973 & Up	WMC-33,33A,40,42,50,50A,50B,55,55A	9-37304	—	—
15 (4 Stroke)	G590000 & Up		—	—	9-36952
18	6443973 & Up	WMC-1,2,3,4,9,10,11,12,13,13A,14,14A,15A,16A,24,25,26,27,29,30,31,31A	9-37304	—	—
20	1963-72	KA-22A,22B,22C,23A,25A	9-37302	—	9-36955
20	1973-80	BA-1A,2A,2C,2D,2E	9-37307	—	9-36950
20	1973-80		—	—	—
20	6443973 & Up	WMC-1,2,3,4,9,10,11,12,13,13A,14,14A,15A,16A,24,25,26,27,29,30,31,31A	9-37304	—	—
20 Jet	6443973 & Up	WMC-45,53A	9-37304	—	—
25	6443973 & Up	WMC-1,2,3,4,9,10,11,12,13,13A,14,14A,15A,16A,24,25,26,27,29,30,31,31A	9-37304	—	—
30 (2cyl)	G053314 & Up	WME-36,36A,37,37A,38,39A,42,42A,63,64,65,66,67	9-37303	—	—
30 (4cyl)		KB-2A	—	—	9-36955
30 Jet (3cyl)		WME53,68,69	9-37303	—	—
35 (4cyl)	1963-69	KB-2A	9-37302	—	9-36955
35 (2cyl)	1984-89	KC-4A,8A,9A,9B,9C,13A	9-37302	9-36802	9-36955
40 (4cyl)	1954-61	KA-2A,9A	9-37302	—	9-36955
40 (4cyl)	1987-Up	WMA-4	—	—	9-36950
40 (4cyl)		WMA-7B	—	—	9-36950
40 (4 Stroke) (4cyl)	G231123 & Up		—	—	9-36952
40 (2cyl)	1970-83	KD-5A, WMK-1,8,21,24,31,33,34,38	9-37308	9-36802	9-36955
40 (2cyl)	G053314 & Up	WME-36,36A,37,37A,38,39A,42,42A,63,64,65,66,67	9-37303	—	—

OUTBOARD FUEL SYSTEM PARTS

OUTBOARD CARB KITS - MERCURY APPLICATIONS CONTINUED

Model/HP	Years/Serial #	Carb #	Carb Kit #	Needle & Seat	Float
45	1961-75	KA-17A	9-37302	—	9-36955
45 (4cyl)	1987-Up	WMA-4	—	—	9-36950
45 (4cyl)		WMA-7B	—	—	9-36950
45	1976-85		9-37302	—	—
45 (4 Stroke, Bodensee)	G231123 & Up				9-36952
45 Jet (3cyl)	ALL	WME-57,58	9-37303	—	—
50 (4cyl)	1961-75	KA-13A,18A,19A,21A,21B,21C,21D,24A,26A,26B, 27A	9-37302	—	9-36955
50 (4cyl)	1976-85	BA-3A,3B,3C,3D,4A	9-37307	—	9-36950
50 (4cyl)	1986-Up	WMA-1,3	—	—	9-36950
50	1976-85	WMK-8	9-37308	9-36802	9-36955
50/55 (3cyl)	D000750 & Up	WME-22,22B,23,24,26,27,28,35,43,44,45,53,68,69	9-37303	—	—
50 (4 Stroke) (935cc)	G231123-T178499				9-36952
60	1957-60	KB-3A	9-37302	—	9-36955
60 (3cyl)	D000750 & Up	WME-22,22B,23,24,26,27,28,35,43,44,45,53,68,69	9-37303	—	—
65 (4cyl)	1963-71	KC-2A,5A,5B,5C,11A,15A	9-37302	—	9-36955
65 (3cyl)	1972-75	WMK-5,12,13,20	9-37308	9-36802	9-36955
65 (3cyl)	1976	WM-2,WM-4	—	9-36802	9-36955
65 Jet (3cyl)	A996142 & Up	WME-29,30,31,41,46,47,48,49,59,60,61,62,75,76,77	9-37303	—	—
70	1958-62	KA-8A, 12A	9-37302	—	9-36955
70 (3cyl)	1977-83	WM-6,8,9,11	—	9-36802	—
70 (3cyl)	A996142 & Up	WME-1,1A,1B,4,5,6,6A,7,7B,8,9,10,10A,15,15A,17, 18	9-37303	—	—
75 (3cyl)	A996142 & Up	WME-1,1A,1B,4,5,6,6A,7,7B,8,9,10,10A,15,15A,17, 18	9-37303	—	—
75 (4 Stroke)	G960500 & Up		NA	—	9-36954
80 (6cyl)	1960-61	KA-10A,11A,14A,16A,KC-3A	9-37302	—	9-36955
80 (4cyl)	1969-72	KD-4A	9-37308	9-36802	9-36955
80 (4cyl)	1978-83	WM-5,10,12,14,17	—	9-36802	—
80 (3cyl)	A996142 & Up	WME-1,1A,1B,4,5,6,6A,7,7B,8,9,10,10A,15,15A,17, 18	9-37303	—	—
80 Jet (4cyl)	B209468 & Up	WME-32,32A,50,79	9-37303	—	—
85 (6cyl)	1963-65	KA-10A,11A,14A,16A,KC-3A	9-37302	—	9-36955
85 (4cyl)	1973-75	WM-3,5	—	9-36802	—
85 (4cyl)	1976-77	WMK-4,16,17	9-37308	9-36802	9-36955
90 (6cyl)	1965	KC-6A	9-37302	—	9-36955
90 (6cyl)	1978-86	WMK-23,27,30,35,39	9-37308	9-36802	9-36955
90 (3cyl)	A996142 & Up	WME-1,1A,1B,4,5,6,6A,7,7B,8,9,10,10A,15,15A,17, 18	9-37303	—	—
90 (4 Stroke)	G960500 & Up				9-36954
95 (6cyl)	1966-67	KC-6A	9-37302	—	—
100 (6cyl)	1962-69	KC-1A,7A,7B,10A,14A	9-37302	—	9-36955
100 (6cyl)	1962-69	KD-1A,1B,2A,3A	9-37308	9-36802	9-36955
100 (4cyl)	B209468 & Up	WME-11,14,20,20A,21,21A,32,32A,50,79	9-37303	—	—
110 (6cyl)	1966-67	KC-1A,7A,7B,10A,14A	9-37302	—	9-36955
115 (6cyl)	1970-88	KD-6A,6B,WMK-3,10,15,18,26,28,32,36,40,41	9-37308	9-36802	9-36955
115 (4cyl)	B209468 & Up	WME-11,14,20,20A,21,21A,32,32A,50,79	9-37303	—	—
125 (6cyl)	1968-69	KD-1A,1B,2A,3A	9-37308	9-37802	9-36955
125 (4cyl)	B209468 & Up	WME-34,52,81	9-37303	—	—
135 (6cyl)	1970-71	KD-7A,7B, WMK-4	9-37308	9-36802	9-36955
140 (6cyl)	1972, 1978-80	WMK-7,9,25,29	9-37308	9-36802	9-36955
150	1973-78	WMK-11,14,19,22	9-37308	9-36802	9-36955

OUTBOARD FUEL SYSTEM PARTS

OUTBOARD CARB KITS - V-6 MERCURY/MARINER APPLICATIONS

Model/HP	Years/Serial #	Carb #	Carb Kit #	Needle & Seat
V-105 Jet	D082000-G303045	WMH-13,13B,23,31 (Gasket Kit)	9-37305	—
V-105 Jet	D082000-G303045	WMH-13,13B,23,31 (Repair Kit)	9-37310	—
V-105 Jet	G303046-G760299		9-37311	—
V-135	A904646 - C239552	WH-32,35,38,40,48 (Gasket Kit)	9-37300	—
V-135	A904646 - C239552	WH-33,38,40,48 (Repair Kit)	9-37309	—
V-135	C239553-G303045	WMH-8,8A,12A,12B,28,30 (Gasket Kit)	9-37305	—
V-135	C239553-G303045	WMH-8,8A,12A,12B,28,30 (Repair Kit)	9-37310	—
V-135	G303046-G760299		9-37311	—
V-140 Jet	G082000-G303045	WMH-16,21,34,39 (Gasket Kit)	9-37305	—
V-140 Jet	G082000-G303045	WMH-16,21,34,39 (Repair Kit)	9-35310	—
V-140 Jet	G303046-T178499		9-37311	—
V-150	ALL	WH-9,12,29 (Gasket Kit)	9-37300	—
V-150	ALL	WH-9,12,29 (Repair Kit)	9-37309	—
V-150	A904646 - C239552	WH-35,38,40,48 (Gasket Kit)	9-37300	—
V-150	A904646 - C239552	WH-35,38,40,48 (Repair Kit)	9-37309	—
V-150	C239553-G303045	WMH-1,7,13,13B,23,31 (Gasket Kit)	9-37305	—
V-150	C239553-G303045	WMH-1,7,13,13B,23,31 (Repair Kit)	9-37310	—
V-150	G303046-G760299		9-37311	—
V-150 XR4/Mag II	B242885-C239552	WH-41,41A (Gasket Kit)	9-37300	—
V-150 XR4/Mag II	B242885-C239552	WH-41,41A (Repair Kit)	9-37309	—
V-150 XR4/Mag II	C239553-D081999	WMH-6 (Gasket Kit)	9-37305	—
V-150 XR4/Mag II	C239553-D081999	WMH-6 (Repair Kit)	9-37310	—
V-150 XR4/Mag III	D082000-G303045	WMH-14A,25,32A (Gasket Kit)	9-37305	—
V-150 XR4/Mag III	D082000-G303045	WMH-14A,25,32A (Repair Kit)	9-37310	—
V-175	4301235-C239552	WH-1,4,7,7A,13,17,17R,28,30,34,39,46 (Gasket Kit)	9-37300	—
V-175	4301235-C239552	WH-1,4,7,7A,13,17,17R,28,30,34,39,46 (Repair Kit)	9-37309	—
V-175	C239553-G303045	WMH-2,11,15,22,23 (Gasket Kit)	9-37305	—
V-175	C239553-G303045	WMH-2,11,15,22,23 (Repair Kit)	9-37310	—
V-175	G303046-G760299		9-37311	—
V-175	G760300 & Up	WMV-4A (Gasket Kit)	9-37300	—
V-175	G760300 & Up	WMV-4A (Repair Kit)	9-37309	—
V-200	4839034-C291519	WH-3,3A,11,14,16,18,20,28,39,46 (Gasket Kit)	9-37300	—
V-200	4839034-C291519	WH-3,3A,11,14,16,18,20,28,39,46 (Repair Kit)	9-37309	—
V-200	C291520-G303045	WMH-3,16,21,34,39 (Gasket Kit)	9-37305	—
V-200	C291520-G303045	WMH-3,16,21,34,39 (Repair Kit)	9-37310	—
V-200	G303046-1B226999		9-37311	—
V-225 (2.4L)	5628028 & Up	WH-5,20 (Gasket Kit)	9-37300	—
V-225 (2.4L)	5628028 & Up	WH-5,20 (Repair Kit)	9-37309	—
V-225 (3.0L)	D280813-G303045	WMH-19,46,47 (Gasket Kit)	9-37305	—
V-225 (3.0L)	D280813-G303045	WMH-19,46,47 (Repair Kit)	9-37310	—
V-225 (3.0L)	G303046-T408999		9-37311	—
V-225 (3.0L) Seapro/Marathon	G245605-G303045	WMH-45 (Gasket Kit)	9-37305	—
V-225 (3.0L) Seapro/Marathon	G245605-G303045	WMH-45 (Repair Kit)	9-37310	—
V-225 (3.0L) Seapro/Marathon	G303046-T408999		9-37311	—
V-250/275 (3.4L)	C101891 & Up	WD-8A,9,9A	—	9-36802
V-300 (3.4L)	5611648 & Up	WD-3,5	—	9-36802

OUTBOARD FUEL SYSTEM PARTS

Suzuki Carburetor Kits




NEW!

9-37400
Carburetor Kit
Replaces: Suzuki 13910-87D00
Fits: Suzuki V-6 2 Stroke



NEW!

9-37401
Carburetor Kit
Replaces: Suzuki 13910-89J01
Fits: Suzuki DF25/30 (Except V-Twin)



NEW!

9-37402
Carburetor Kit
Replaces: Suzuki 13910-94400
Fits: Suzuki DT40/65/85/140



NEW!

9-37403
Carburetor Kit
Replaces: Suzuki 13910-94701
Fits: Suzuki DT55/75/115




NEW!

9-37404
Carburetor Kit
Replaces: Suzuki 13910-95D00
Fits: Suzuki DT25/30C



9-37500
Carburetor Kit
Replaces: Yamaha 6A1-W0093-02
Fits: 2 HP

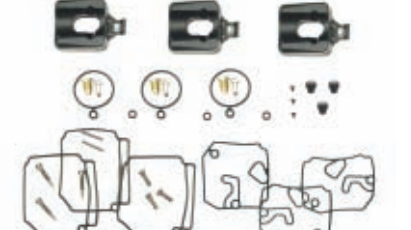


9-37501
Carburetor Kit
Replaces: Yamaha 6H1-W0093-01
Fits: 75-90



9-37502
Carburetor Kit
Replaces: Yamaha 6H3-W0093-02
Fits: 60-70

Yamaha Carburetor Kits



9-37503
Carburetor Kit
Replaces: Yamaha 6H4-W0093-03
Fits: 45/50



9-37504
Carburetor Kit
Replaces: Yamaha 6G5-W0093-04, 6E5-W0093-06-00
Fits: V-6



9-37505
Carburetor Kit
Replaces: Yamaha 6G1-W0093-00
Fits: 3 hp 88-02, 6/8 hp 84-96

OUTBOARD FUEL SYSTEM PARTS

Yamaha Carburetor Kits – continued



9-37506
Carburetor Kit
Replaces: Yamaha 6E7-W0093-04
Fits: 9.9 hp 85-96, 15 hp 85-92



9-37507
Carburetor Kit
Replaces: Yamaha 61A-W0093-01-00
Fits: 225/250 3.1 liter (90-96)



9-37508
Carburetor Kit
Replaces: Yamaha 61N-W0093-00-00
Fits: C30 (93-97)



9-37509
Carburetor Kit
Replaces: Yamaha 64D-W0093-00-00
Fits: 150/150L/175(96-01)
200/L200 ((96-99) 150/175(00-01) D150 (97-98)



9-37510
Carburetor Kit
Replaces: Yamaha 66M-W0093-01-00
Fits: F15 (98-05)



9-37511
Carburetor Kit
Replaces: Yamaha 67D-W0093-00-00
Fits: F4 (99-02)



9-37512
Carburetor Kit
Replaces: Yamaha 67F-W0093-00-00
Fits: F80/F100 (99-02)



9-37513
Carburetor Kit
Replaces: Yamaha 6E9-W0093-03-00
Fits: C40 2 cyl (95-98)



9-37514
Carburetor Kit
Replaces: Yamaha 6G5-W0093-08-00
Fits: 150/175/200 (85-86), V6 Special (85-86)



9-37515
Carburetor Kit
Replaces: Yamaha 6H0-W0093-00-00
Fits: C80 (97)



9-37516
Carburetor Kit
Replaces: Yamaha 6K7-W0093-09-00
Fits: 150/175/200 (90-91), P200 (91-92)



9-37517
Carburetor Kit
Replaces: Yamaha 6L2-W0093-00-00
Fits: 20 (96-97) , 25 2 cyl (88-05)



9-37518
Carburetor Kit
Replaces: Yamaha 6N6-W0093-02-00
Fits: 115 (90-91)



9-37519
Carburetor Kit
Replaces: Yamaha 6E9-W0093-02-00
Fits: C40 2 cyl (90-94)

OUTBOARD FUEL SYSTEM PARTS

YAMAHA CARB KIT APPLICATIONS





HP	Years	Carb Kit #
2	1984-88	9-37500
3	1988-02	9-37505
F4	1999-03	9-37511
6/8	1984-96	9-37505
9.9	1985-94	9-37506
15	1985-92	9-37506
F15	1998-05	9-37510
20	1996-97	9-37517
25 (2cyl)	1988-05	9-37517
C30	1993-97	9-37508
C40 (2cyl)	1990-94	9-37519
C40 (2cyl)	1995-98	9-37513
C40 (3cyl)	1997-02	9-37503
40/50	1989-05	9-37503
P40	1998	9-37503
C50	1999-02	9-37503
P50	1989-94	9-37503
C60	1996-01	9-37502
P60	1991	9-37502
E60	1995-00	9-37502
70	1984-91	9-37502
C70	2000-01	9-37502
C75	1994-96	9-37501
E75	1995-00	9-37501
C80	1997	9-37515
F80	1999-02	9-37512
C85	1989-96	9-37501
90	1984-91	9-37501
F100	1999-02	9-37512
115	1986-95	9-37504
115	1990-91	9-37518

HP	Years	Carb Kit #
C115	1991-95	9-37504
P115	1993-95	9-37504
130	1988-95	9-37504
L130	1989-95	9-37504
150	1985-86	9-37514
150	1986-95	9-37504
150	1990-91	9-37516
150	1996-01	9-37509
L150	1994-95	9-37504
L150	1996-01	9-37509
P150	1986-95	9-37504
P150	1996-99	9-37509
V150	2000-01	9-37509
175	1986-95	9-37504
175	1990-91	9-37516
175	1996-01	9-37509
P175	1994-95	9-37504
P175	1996-99	9-37509
V175	2000	9-37509
200	1986-95	9-37504
200	1990-91	9-37516
200	1996-99	9-37509
L200	1994-95	9-37504
L200	1996-99	9-37509
P200	1991-95	9-37504
P200	1991-92	9-37516
P200	1996-99	9-37509
225 (2.6L)	1990-95	9-37504
225 (2.6L)	1996-99	9-37509
225/250 (3.1L)	1990-96	9-37507
V6 Special	1985-86	9-37514

OUTBOARD FUEL SYSTEM PARTS

Fuel Pump Repair Kits

- Fuel Resistant material for a long lasting repair
- Cost effective alternative to replacement pump
- Complete kit for proper repair of critical components



OUTBOARD FUEL SYSTEM PARTS


JOHNSON/EVINRUDE FUEL PUMP KIT APPLICATIONS

HP	Years	Kit #	HP	Years	Kit #
9.9/15 (elec. start)	1987-89	9-37700	60	1988	9-37700
9.9/15 (elec. start)	1990-Up	9-37701	65	1990	9-37700
20-30	1990-2005	9-37701	65 Com.	1988-89	9-37700
20/25/30	1987	9-37700	70	1990	9-37700
28	1987	9-37700	88	1987	9-37700
40	1987	9-37700	88/90/110	1988-89	9-37700
40	1990-2005	9-37701	88/90/100/115	1990	9-37700
45/48/50	1989-2005	9-37701	100 Com.	1989-90	9-37700
45/55	1985-87	9-37700	125 Com.	1989-90	9-37700
45/55 Com.	1989-90	9-37700	155 Com.	1989-90	9-37700
48/50	1987	9-37700	2.6L	1984	9-37700


MERCURY FUEL PUMP KIT APPLICATIONS

HP	Serial #	Part #
70 (3cyl)	A996142 - C221999	9-37754
75 (3cyl) w/90° Oil check valve	C222000 & Up	9-37754
75 (4cyl) (Exc. square pump)	6432901 & Up	9-37750
80 (3cyl)	A996142 & Up	9-37754
80 (4cyl)	4831999 - 6432900	9-37750
85 (4 cyl)	3493913 - 4831998	9-37750
90 (3cyl) (w/90° Oil check valve)	A996142 & Up	9-37754
90 (6cyl)	4845301 - 5299505	9-37756
90 (6cyl) (Exc. square pump)	5299506 & Up	9-37752
100 (4cyl) w/90° Oil check valve	B209468 - D283221	9-37754
115 (4cyl) w/90° Oil check valve	C100000 - D283221	9-37754
115 (6cyl)	4855153 - 5314655	9-37756
115 (6cyl) (Exc. square pump)	5314656 & Up	9-37752
V-135 (Exc. square pump)	A904646 & Up	9-37751
140 (6cyl)	4865678 - 5327662	9-37756
140 (6cyl)	5327663 & Up	9-37752
V-150 (Exc. Square pump)	4868998 & Up	9-37751
V-175 (Exc. square pump)	4301235 & Up	9-37751
V-200	4839034 - 6073191	9-37751
V-200	6073192 - 6357229	9-37755
V-200	6357230 - 6625220	9-37753
V-225	5628028 & Up	9-37755
V-300 (3.4L)	5611648 & Up	9-37751

OUTBOARD FUEL SYSTEM PARTS



9-35325
Diaphragm, Fuel Pump
Replaces: Yamaha 648-24411-00-00
Fits: 25-90 hp



9-35326
Diaphragm, Fuel Pump
Replaces: Yamaha 6E5-24411-00-00
Fits: 115/200 hp



9-35327
Fuel Pump Kit
Replaces: Yamaha
Fits: V-4/V-6



9-32000
Throttle Position Indicator
Replaces: Mercury 832952 11
Firs: 135 DFI, 150EFI, 175 EFI, 175 DFI, 200 EFI, 200 DFI, 225 EFI, 225 DFI, 250 EFI, 3.0L EFI
Seapro/Marathon, Sportjet 200 DFI, 240 DFI, 250 DFI



9-35300
Fuel Pump Assembly
Replaces: Yamaha 6A0-24410-05 / -03 / -04 / 692-24410-00-00, 25-85 HP



NEW!

9-35301
Fuel Pump Assembly
Replaces: Yamaha 6E5-24410-01-00, 6E5-24410-03-00
Fits: V-4 & V-6 1984-2003



NEW!

9-35345
Gasket, Fuel Pump
Replaces: Yamaha 650-24431-00-00
Fits: 40-90 hp 3 Cyl



9-35350
Fuel Pump
Replaces: Johnson/Evinrude 397839
Fits: 6/8/9.9/15 hp 1992-prior



9-35351
Fuel Pump
Replaces: Johnson/Evinrude 438562
Fits: 9.9/15 hp 1993-2001



9-35352
Fuel Pump, 2 Port
Replaces: Johnson/Evinrude 438556
Fits: 25-55 hp 1976-89 w/o VRO



9-35353
Fuel Pump, 3 Port
Replaces: Johnson/Evinrude 438555
Fits: 20-30 hp 1990-2000



NEW!

9-32100
O2 Sensor
Replaces: Yamaha 67H-8592A-01-00/00-00
Fits: 150 and 200 HP 2001-05 EFI



NEW!

9-32101
O2 Sensor
Replaces: Yamaha 65L-8592A-01-00/00-00
Fits: 250 HP EFI



NEW!

9-32200
O2 Sensor
Replaces: Honda 35655-ZY3-013
Fits: BF200-225 2002-07



NEW!

9-32201
O2 Sensor
Replaces: Honda 35655-ZY9-003
Fits: BF70 & 90 2007-Up