

# OUTBOARD IGNITION PARTS



## Mallory Marine Outboard Spark Plug Wires

Mallory Marine's new Outboard Spark Plug Wires and Leads are constructed with only the best premium quality materials you would expect from the ignition leader.


Built specifically for Outboard applications utilizing Packard 440 tin plated copper wire these wires are designed for a precise fit. Packaged in a retail clamshell package for great point of purchase display.

### Mallory Marine Outboard Spark Plug Wires Performance Features At A Glance:

- Ultra Low resistance tin plated copper core delivers high energy output for Maximum spark at the plug
- Meets SAE J2031 standards, rated for up to 40,000 volts.
- 7 MM Ozone resistant jacket repels water, oil, grease, and fuel.
- Retail Clamshell packaging and leads sold individually

### Top-of-the-Line Construction Features:

- Tin plated copper core for superior corrosion resistance
- Tin Plated Copper core also provides extremely low resistance and faster current flow for hotter spark and longer spark duration
- High density Ethylene-Propylene Diene Monomer (EPDM) to eliminate bleed through from core
- Tightly woven fiberglass braid forms a permanent bond between the EPDM inner layer and the outer jacket to increase wire strength
- 100% Silicone boots provide superior protection against chemicals, oil, moisture, and abrasion
- Ready to install and custom fit for your specific application



**9-28005**  
Plug Wire 9"  
Replaces: Mercury  
84-813715A1  
Fits: Outboard,  
Female Push In Coil



**9-28006**  
Plug Wire 7"  
Replaces: Johnson/Evinrude 582365  
Fits: Outboard, Male Post Style Coil



**9-28007**  
Plug Wire 22"  
Fits: Outboard,  
Female Screw In Coil



**9-28008**  
Plug Wire 10"  
Fits: Outboard,  
Female Screw In Coil



**9-28080**  
Plug Wire Set  
Replaces: Mercury 84-821945A56  
Fits: 225 (3.0L Carb), & 225/250 (3.0 EFI) s/n 0G303045 & below



**9-28081**  
Plug Wire Set  
Replaces: Mercury 84-813706A56  
Fits: 225 (3.0L Carb), & 225/250 (3.0 EFI) w/CDM Modules s/n 0G303045 & Up



**9-28082**  
Plug Wire Set  
Replaces: Mercury 84-821945A57 / 84-813715A8  
Fits: 100, 115, 125, & 80 Jet (4Cyl) s/n 0G301751 & Up



**9-28090**  
Plug Wire Set  
Replaces: Johnson/Evinrude  
Fits: V6 1994 & Prior

# OUTBOARD IGNITION PARTS



**9-28091**  
Plug Wire Set  
Replaces: Johnson/Evinrude  
Fits: V6 1995 & Newer



**9-28092**  
Plug Wire Set  
Replaces: Johnson/Evinrude  
Fits: V4



**9-28120**  
Plug Wire Kit (tinned copper core wire)  
Fits: Outboard Universal Applications



**9-28121**  
Bulk Ignition Wire  
25' Roll (tinned copper core)



**9-28122**  
Terminal, Spark Plug Wire  
Fits: Outboard Universal Applications



**9-28123**  
Boot, Spark Plug  
Fits: Outboard Universal Applications  
Boot and Terminal



**9-28124**  
Boot, Spark Plug  
Fits: Outboard Universal Applications  
Spring Clip and Boot

## OUTBOARD SPARK WIRE SETS APPLICATIONS

Mercury HP	Serial #	Wire Set
225 (3.0L Carb)	0G129222 - 0G303045	9-28080
225 / 250 (3.0L EFI)	0G303045 & Below	9-28080
225 (3.0L Carb) w/CDM Modules	0G303046 & Up	9-28081
225 / 250 (3.0L EFI) w/CDM Modules	0G303046 & Up	9-28081
100 (4 Cyl)	0G301751 & Up	9-28082
115 (4 Cyl)	0G301751 & Up	9-28082
125 (4 Cyl)	0G301751 & Up	9-28082
80 Jet (4 Cyl)	0G301751 & Up	9-28082

OMC HP	Year	Wire Set
V6	1994 & Prior	9-28090
V6	1995 & Up	9-28091
V4		9-28092



**9-29001**  
Contact Set  
Replaces: Mercury 394-1100A3



**9-29008**  
Contact Set  
Replaces: Johnson/Evinrude 580148  
Fits: 1-40 hp




**9-29102**  
Condenser  
Replaces: Mercury 394-1130A1



**9-29103**  
Condenser  
Replaces: Merc 33706, OMC 382125, Crusader 12526



**9-29109**  
Condenser  
Replaces: Mercury 398-693  
Fits: 6/9.8/10/15/20/22/25 hp



**9-29110**  
Condenser  
Replaces: Mercury 398-713  
Fits: 3.5/5/7.5/10 hp



**9-29330**  
Tune-up Kit  
Replaces: Mercury

# OUTBOARD IGNITION PARTS

## JOHNSON/EVINRUDE OUTBOARD POINTS, CONDENSERS & TUNE UP APPLICATIONS

HP /Model	Years	Contact Set
1.5 / 2	1968-90	9-29008
3	1952-68	9-29008
4	1965-76, 1981-90	9-29008
5	1965-68	9-29008
5.5	1954-64	9-29008
6	1965-76	9-29008
7.5	1956-58	9-29008
9.5	1964-73	9-29008
9.9/15	1974-76	—
10	1950-63	9-29008
15	1956	9-29008
18	1957-61	9-29008
18/20	1962-73	9-29008
25	1955	9-29008
25	1969-76	9-29008
28	1962-64	9-29008
30	1956	9-29008
33	1965-70	9-29008
35	1958-59	9-29008
35	1976	—
40	1960-61	9-29008
40	1962-73	9-29008
40	1974-76	—
40 Com	1981-83	—
45/50	1958-59	—
60	1964-67	—
75/80	1960-67	—
90	1964-75	—
100	1966	—

## MERCURY OUTBOARD POINTS, CONDENSERS & TUNE UP APPLICATIONS

HP/Model	S/N	Contact Set	Condenser	Tune-Up Kit
3.5	358136 - 6202172	—	9-29110	—
5	338136 - A855097	—	9-29110	—
6	888005 - 1610264	—	9-29109	—
7.5	214324 - 564117	—	9-29110	—
9.8	1470349 - 1865778	—	9-29109	—
10	258221 - 1057993	—	9-29110	—
10	1057994 - 1499331	—	9-29109	—
20	860979 - 1592567	—	9-29109	—
22	1158546 - 1499331	—	9-29109	—
25	377150 - 379008	9-29001	9-29103	9-29330
25	1467499 - 1499331	—	9-29109	—
30	950250 - 1260724	9-29001	9-29103	9-29330
30	1271884 - 1448139	—	9-29103	—
35	1217222 - 1271337	9-29001	9-29103	9-29330
35	1356948 - 1448139	—	9-29103	—
40	831021 - 1279684	9-29001	9-29103	9-29330
40	1279685 - 1476509	—	9-29103	—
45	1139538 - 1476509	9-29001	9-29103	9-29330
45	1476510 - 1531958	—	9-29103	—
50	142113 - 2305100	—	9-29103	—
65	1542745 - 2309310	—	9-29103	—

# OUTBOARD IGNITION PARTS

When people hear the Mallory name their first thought is ignition. That's because Mallory has decades of experience in ignition development and manufacturing. We have drawn upon our years of experience and expertise to develop a whole new line of outboard ignition products and this is only the start. We know you will appreciate the quality features of these premium ignition components. Each one is an exact fit for each specific application and don't require any modifications or splicing of the engine wiring harness to make them work. With Mallory ignition you get superior quality from an industry leader.

## Outboard Ignition Coils

Outboard Ignition Coils Feature:

- Premium grade copper windings for high energy output, longer spark duration
- Our ignition coils are designed to provide optimum performance with the original ignition systems
- Exact OEM fit



**9-23100**  
Ignition Coil  
Replaces: Johnson/Evinrude  
582091 / 502888



**9-23101**  
Ignition Coil  
Replaces: Johnson/Evinrude  
502880 / 581407



**9-23102**  
Ignition Coil  
Replaces: Johnson/Evinrude  
584477



**9-23103**  
Ignition Coil  
Replaces: Johnson/Evinrude



**9-23104**  
Ignition Coil  
Replaces: Johnson/Evinrude  
583740



**9-23105**  
Ignition Coil  
Replaces: Johnson/Evinrude  
502890 / 584632



**9-23106**  
Ignition Coil  
Replaces: Johnson/Evinrude  
502881 / 581786



**9-23107**  
Ignition Coil  
Replaces: Johnson/Evinrude  
582508



**9-23108**  
Ignition Coil  
Replaces: Johnson/Evinrude 582382



**9-23200**  
Ignition Coil  
Replaces: Mercury 339-832757A4



**9-23201**  
Ignition Coil  
Replaces: Mercury 339-85699A1  
Fits: V-6 DFI engines



**9-23202**  
CDM Module  
Replaces: Mercury 827509T7

# OUTBOARD IGNITION PARTS



**NEW!**

**9-23203**  
Ignition Coil  
Replaces: Mercury 823033,  
Tohatsu 3F0-06153-0  
Fits: 2/2.5/3/3.3 HP



**NEW!**

**9-23204**  
Ignition Coil  
Replaces: Mercury 16064A1,  
Tohatsu 3F0-06153-1  
Fits: 4/5 HP



**NEW!**

**9-23205**  
Ignition Coil  
Replaces: Mercury 339-859738T1,  
Yamaha 65W-85570-01-00  
Fits: 25/40/50/60 HP



**NEW!**

**9-23206**  
Ignition Coil  
Replaces: Mercury 339-825101T,  
Yamaha  
Fits: 50 HP 4 Stroke



**9-29700**  
Ignition Coil  
Replaces: Merc  
392-806529A1 /  
OMC 915735 /  
Crusader 37068 /  
w/External Resistor



**9-29687**  
Pre-Amp Module  
Replaces: Chrysler/Force FA14048-2

HP	Years
70	1979-80
75	1975-84
85	1977-84
90	1975-77
100	1979-84
105	1976-78, 1982-83
115	1977-82
120	1976-77
135	1976-77
140	1978-84



# OUTBOARD IGNITION PARTS

## JOHNSON/EVINRUDE IGNITION COILS

HP	Years	Ignition Coil	HP	Years	Ignition Coil	HP	Years	Ignition Coil
1.5, 2, Colt, Jr.	1968-90	9-23102	25 Com	1985-91	9-23107	90	1985-94	9-23107
2.5 Ultra/Excel	1987-88	9-23104	28	1956-70	9-23102	90 (Looper)	1995-2004	9-23104
2, 2.3, 3.3	1995-2004	9-23104	28	1987-88	9-23103	100	1971-72	9-23108
3	1952-68	9-23102	28	1989-2004	9-23107	100	1978-84	9-23102
3	1991-2004	9-23104	30	1956-70	9-23102	100	1985-2004	9-23107
4	1950-76	9-23102	30	1977-84	9-23103	1600 cc	1988	9-23107
4	1977-80	9-23103	30	1985-2004	9-23107	110	1986-90	9-23107
4	1981-89	9-23102	33/35	1956-70	9-23102	115	1969-70	9-23108
4 Ultra/Excel	1987-90	9-23104	35	1976	9-23106	115	1973-74	9-23105
4 Deluxe	1985-2004	9-23107	35	1977-84	9-23103	115	1976-77	9-23100
4	1991-2004	9-23104	40	1960-73	9-23102	115	1978-94	9-23102
4.5	1980-84	9-23103	40	1974	9-23101	115	1985-94	9-23107
4.5	1986-87	9-23107	40	1975-83	9-23106	115 (Looper)	1995-2004	9-23104
5	1950-76	9-23102	40	1977-84	9-23103	120	1985-2004	9-23107
5	1985-91	9-23107	40	1985-88	9-23107	125	1971-72	9-23108
5.5/6	1950-76	9-23102	40/48/50 (2cyl)	1989-2004	9-23104	125	1991-2004	9-23107
6	1977-84	9-23103	40 Com.	1985-90	9-23107	125 Com.	1989-2004	9-23107
6	1985-90	9-23107	45 Com.	1985-92	9-23107	130	1994-2004	9-23107
6	1991-2004	9-23104	45 SS	1987-90	9-23107	135	1973-75	9-23105
6.5 Com.	1989-1990	9-23107	48	1987-88	9-23107	135	1976	9-23100
7.5	1954-58	9-23102	50	1971-75	9-23105	140	1977	9-23100
7.5	1980-84	9-23103	50	1978-84	9-23103	140	1978-84	9-23103
8	1980-84	9-23103	50	1985-88	9-23107	140	1985-2004	9-23107
8	1985-90	9-23107	55	1978-84	9-23103	150	1976-78	9-23100
8	1991-2004	9-23104	55 Com.	1985-92	9-23107	150	1979-84	9-23103
9.5	1964-73	9-23102	60	1978-84	9-23103	150	1985-2004	9-23107
9.9/15	1974-76	9-23101	60	1985-2004	9-23107	150/175 (Looper)	1991-2004	9-23104
9.9/15	1977-84	9-23103	60 SST	1989-90	9-23107	155 Com.	1984-2004	9-23107
9.9/15	1985-92	9-23107	65	1971-75	9-23105	2500 cc	1988	9-23107
9.9/15	1993-2004	9-23104	65	1979-84	9-23103	175	1976-78	9-23100
9.9/15 (4-stroke)	1994-2004	9-23103	65 Com.	1985-2004	9-23107	175	1979-84	9-23103
10	1951-63	9-23102	70	1974-75	9-23105	175	1985-2004	9-23107
10 Com.	1989-90	9-23103	70	1979-84	9-23103	185	1984-2004	9-23107
14	1988	9-23103	70	1985-2004	9-23107	200	1976-78	9-23100
14 Com	1989-90	9-23103	75	1974-75	9-23105	200	1979-84	9-23103
15	1951-72	9-23102	75	1979-84	9-23103	200	1985-2004	9-23107
18	1951-72	9-23102	75	1985-2004	9-23107	225	1986-2004	9-23107
18	1973	9-23106	85	1969-72	9-23108	235	1976-78	9-23100
20	1951-72	9-23102	85	1973-75	9-23105	235	199-84	9-23103
20	1973	9-23106	85	1976-77	9-23100	250	1991-2004	9-23107
20	1985-2004	9-23107	85	1978-84	9-23103	275	1985-2004	9-23107
25	1951-72	9-23102	85	1985-2004	9-23107	300/3.6L	1985-2004	9-23107
25	1973-76	9-23106	88	1987-2004	9-23107	Sail Drive	1978-84	9-23103
25	1977-1984	9-23103	90	1978-84	9-23103	Sail Drive	1985-2004	9-23107
25	1985-2004	9-23107						

# OUTBOARD IGNITION PARTS

## MERCURY IGNITION COILS

HP	Serial #	Ignition Coil
2	T884302 & Up	9-23203
2.5	G710613 & Up	9-23203
3	A855097 - G710612	9-23203
3.3	D901217 & Up	9-23203
4 (2 Stroke)	G710613 - T894438	9-23204
4 / 5	A855097 - G710612	9-23204
5 (2 Stroke)	G710613 & Up	9-23204
6	A197112 - T800749	9-23200
8	A197112 & Up	9-23200
9.9	A197112 & Up	9-23200
10 (XR, Sea Pro, Magnim, Marathon)	D038000 & Up	9-23200
15	B292414 & Up	9-23200
15 (Sea Pro, Marathon Super)	G044027 & Up	9-23200
18	5837437 & Up	9-23200
20	3537531 - 3755884	9-23200
20	6443973 - T800999	9-23200
20 Jet	G044027 & Up	9-23200
25 (2cyl)	5705532 & Up	9-23200
25 (4 Stroke)	G960500 & Up	9-23205
30 Jet	C159200 - G589999	9-23200
30 (2cyl)	G760300 - T999999	9-23202
30 (2cyl)	1B000001 & Up	9-23202
30 Jet	G760300 - T408999	9-23202
35 (2cyl)	6445653 & Up	9-23200
40 (2cyl)	3336258 - 3859434	9-23200
40 (2cyl)	5823918 - 6443973	9-23200
40 (2cyl)	G760300 - T999999	9-23202
40 (2cyl)	1B000001 & Up	9-23202
40 (3cyl)	G760300 - T999999	9-23202 (5 in lead)
40 (4cyl)	C159200 & Up	9-23200
40 (4cyl 4 Stroke)	T178500 - T598999	9-23205
40 Jet	T178500 & Up	9-23202
45 (4cyl)	5531630 & Up	9-23200
45 Jet (3cyl)	G290584 - G589999	9-23200
45 Jet (3cyl)	G760300 - T129559	9-23202
50 (3cyl)	D000750 - G589999	9-23200
50 (3cyl)	G760300 - T999999	9-23202 (5 in lead)
50 (4cyl)	5193259 & Up	9-23200
50 (4cyl 4 Stroke)	G231123 - T178499	9-23206
50 (4cyl 4 Stroke)	T178500 - T598999	9-23205
55 (3cyl)	D000750 - G589999	9-23200
55 (3cyl)	G760300 & Up	9-23202 (5 in lead)
60 (Mark 75)	1072997 & Up	9-29700
60 (6cyl)	1303411 - 1542744	9-29700
60 (3cyl)	6428681 - G589999	9-23200
60 (3cyl)	G760300 & Up	9-23202 (5 in lead)
60 (3cyl) Bigfoot	G760300 - T979999	9-23202
60 (4cyl 4 Stroke)	T178500 - T598999	9-23205
65 Jet	D283222 - G437999	9-23200
70 (Mark 78,78A,75A)	1110600 & Up	9-29700
70 (6cyl)	1296411 - 1566239	9-29700
70 (3cyl)	5128280 & Up	9-23200
75 (4cyl)	6432901 & Up	9-23200
75 (3cyl)	C222000 - G437999	9-23200
80 (6cyl)	1335465 - 1566239	9-29700
80 (4cyl)	5141097 - 6432900	9-23200

HP	Serial #	Ignition Coil
80 (3cyl)	A996142 & Up	9-23200
80 Jet	D283222 - G437999	9-23200
85 (6cyl)	140999 - 1766823	9-29700
90 (6cyl)	1766824 - 1869775	9-29700
90 (6cyl)	5299506 & Up	9-23200
90 (3cyl)	A996142 - G437999	9-23200
95 (6cyl)	1869776 - 2318585	9-29700
100 (6cyl)	1464949 - 2318585	9-29700
100 (4cyl)	B209468 - G437999	9-23200
110 (6cyl)	1870204 - 2314955	9-29700
115 (6cyl)	5314656 & Up	9-23200
115 (4cyl)	B209468 - G437999	9-23200
125 (4cyl)	D283222 - G437999	9-23200
140 (6cyl)	5327663 & Up	9-23200
140 Jet	G960500 - T178499	9-23202
225 (3.0L Carb)	G760300 - T408999	9-23202
225 (3.0L EFI)	G760300 - T408999	9-23202
225 Sea Pro Marathon (3.0L Carb)	G760300 - T408999	9-23202
240 EFI M2 Jet Drive (Powerhead) 2000	E373939 - E384499	9-23202
240 EFI M2 Jet Drive (Powerhead) 2001	E373939 - E384499	9-23202
240 EFI M2 Jet Drive (Pump) 2000	E370718 - E379930	9-23202
240 EFI M2 Jet Drive (Pump) 2001	E379931 - E406399	9-23202
240 EFI Jet Drive (Powerhead) 2001	E384500 - E406399	9-23202
240 EFI Jet Drive (Pump) 2001	E384500 - E406399	9-23202
250 (3.0L EFI)	G760300 - T408999	9-23202
250XB (3.0L EFI)	G980600 - T800999	9-23202
300 (3.0L EFI)	G610221 - T105297	9-23202
Pro Max / Super Mag	G960500 - 1B226999	9-23202
Magnum III	G960500 - 1B226999	9-23202
V-105 Jet	D082000 & Up	9-23200
V-135	A904646 - G960499	9-23200
V-135	G960500 - T178499	9-23202
V-140 International	T178500 - 1B226999	9-23202
V-140 Jet	D082000 & Up	9-23200
V-150 (w/blue coils)	4868998 - G960499	9-23200
V-150	G960500 - 1B226999	9-23202
V-150 EFI	D082000 - G960499	9-23200
V-150 EFI	G960500 - T408999	9-23202
V-175	5180109 - G960499	9-23200
V-175 EFI	G960500 - T408999	9-23202
V-200 (w/blue coils)	4839034 - G960499	9-23200
V-200 EFI	C100861 - G960499	9-23200
V-200 EFI	G960500 - T408999	9-23202
V-200	G960500 - 1B226999	9-23202
V-220 EFI	B117316 & Up	9-23200
V-225 (2.4L)	5628028 & Up	9-23200
V-250 (3.4L)	C101891 & Up	9-23200
V-275 (3.4L)	C101891 & Up	9-23200
V-300 (3.4L)	5611648 & Up	9-23200
XR-6	G960500 - 1B226999	9-23200


# OUTBOARD IGNITION PARTS

## Power Packs & Switchboxes

We utilize the latest in electronic technology to produce our power packs and switchboxes from state of the art manufacturing equipment to the latest technology in components to produce ignition parts that will live up to the Mallory Ignition reputation.

Power Packs & Switchboxes Feature:

- Exact fit OEM replacements for quick and easy plug and play installation
- Many feature dual ignition capacitors in parallel to protect against complete breakdown or failure
- Power Thyristors for each circuit on some designs provide higher output signals and compensate for weak ignition coils.
- Quality and reliability you would expect from the ignition leader



# OUTBOARD IGNITION PARTS



**9-25017**  
Powerpack  
Replaces: Johnson/Evinrude 584041  
Fits: 120, 130, 140 1988-99



**9-25018**  
Powerpack  
Replaces: Johnson/Evinrude 584642  
Fits: v-8 1993-98



**9-25019**  
Powerpack  
Replaces: Johnson/Evinrude 586661  
Fits: 185/200/225 1993-2001



**9-25020**  
Powerpack  
Replaces: Johnson/Evinrude 586667  
Fits: 200/225 1991-92



**9-25021**  
Powerpack  
Replaces: Johnson/Evinrude 584028  
Fits: V4, 88/90/100/115 Cross-Flow



**9-25022**  
Powerpack  
Replaces:  
Johnson/Evinrude  
583605  
Fits: V6 200/225,  
2.7L/OMC Sea Drive



**9-25023**  
Powerpack  
Replaces:  
Johnson/Evinrude  
582262  
Fits: 80/90/110/120/  
140/275/1.6L/1.8L/ 3.6L  
OMC Sea Drive V8/3.6 XP/GT



**9-25024**  
Powerpack  
Replaces: Johnson/Evinrude 583865  
Fits: V-6 5800 RPM limit



**9-25025**  
Powerpack  
Replaces: Johnson/Evinrude 584488  
Fits: 4 1993



**9-25026**  
Powerpack  
Replaces: Johnson/Evinrude 584489  
Fits: 20, 25, 28, 30, 35, 40, 45, 48,  
50, 55 1989-92



**9-25027**  
Powerpack  
Replaces: Johnson/Evinrude 584985  
Fits: V-6 w/optical sensor



**9-25028**  
Powerpack  
Replaces: Johnson/Evinrude 585145  
Fits: 60, 65, 70 3cyl only 1993-95



**9-25029**  
Powerpack  
Replaces: Johnson/Evinrude 585189  
Fits: 50, 60, 70 3cyl only 1996-99



**9-25030**  
Powerpack  
Replaces: Johnson/Evinrude 586343  
Fits: V-4, V-6

# OUTBOARD IGNITION PARTS

## JOHNSON/EVINRUDE POWER PACK APPLICATIONS

HP	Years	Part No.	HP	Years	Part No.	HP	Years	Part No.
4	1977-80	9-25002	40 (Elec. Start)	1993-2001	9-25013	115	1985	9-25005
4	1984	9-25002	45	1991-92	9-25026	115	1989-98	9-25021
4 Deluxe	1986-88	9-25009	48	1987-88	9-25009	120	1986-87	9-25023
4	1993	9-25025	48	1991-93	9-25026	120	1988-99	9-25017
4 Deluxe	1994-99	9-25009	50	1979	9-25002	130	1988-99	9-25017
4.5	1980-84	9-25002	50	1981-84	9-25002	140	1986-87	9-25023
4.5	1986-87	9-25009	50	1986-88	9-25009	140	1988-99	9-25017
5	1984	9-25002	50 (Elec. Start)	1993-2001	9-25013	140	1978-83	9-25000
5	1986-88	9-25009	50 (3cyl)	1996-99	9-25029	150	1979-84	9-25001
5	1993-98	9-25009	55	1968-69	9-25014	150	1986-88	9-25007
6	1977-79	9-25002	55	1978-82	9-25002	150	1989-91	9-25024
6	1984	9-25002	60	1970-71	9-25016	150	1993-2003	9-25027
6	1986-88	9-25009	60	1980-84	9-25002	155 Com.	1986-88	9-25007
6	1993-2001	9-25009	60	1986-88	9-25008	155	1989-92	9-25024
6.5 Com.	1992-99	9-25009	60	1989-92	9-25011	175	1979-83	9-25001
7.5	1980-83	9-25002	60 (3cyl)	1993-95	9-25028	175	1985	9-25003
8	1993-95	9-25009	60 (3cyl)	1996-99	9-25029	175	1986-88	9-25007
9.9	1977-84	9-25002	65	1968	9-25014	175	1989-91	9-25024
9.9	1986-88	9-25009	65	1989-92	9-25011	175	1993-2003	9-25027
9.9	1993-99	9-25012	65 (3cyl)	1993-95	9-25028	185	1984	9-25001
10 Com.	1992	9-25009	70	1979-84	9-25001	185	1985	9-25003
10 Com.	1993-99	9-25012	70	1985	9-25004	185	1990, 1992	9-25020
14	1987	9-25009	70	1986-88	9-25008	185	1993-2001	9-25019
15	1977-84	9-25002	70	1989-92	9-25011	200	1979-83	9-25001
15	1986-88	9-25009	70 (3cyl)	1993-95	9-25028	200	1986-87	9-25022
15	1993-99	9-25012	70 (3cyl)	1996-99	9-25029	200	1990-92	9-25020
15 Com.	1992	9-25009	75	1979-84	9-25001	200	1993-2001	9-25019
15 Com.	1993-99	9-25012	75	1985	9-25004	225	1986-87	9-25022
20	1981-84	9-25002	75	1986-88	9-25008	225	1990-92	9-25020
20	1986-88	9-25009	85	1968	9-25014	225	1993-2001	9-25019
20	1989-92	9-25026	85	1969-72	9-25016	235	1979-84	9-25001
25	1977-84	9-25002	85	1978-80	9-25000	235	1985	9-25003
25	1986-88	9-25009	88	1986-87	9-25006	275	1986-87	9-25023
25 Com.	1986-88	9-25010	88	1988	9-25023	300	1991	9-25020
25	1989-92	9-25026	88	1989-98	9-25021	V-8	1993-99	9-25018
28	1986-88	9-25009	90	1981-83	9-25000			
28	1989-92	9-25026	90	1985	9-25005	<b>Sea Drive</b>		
30	1984	9-25002	90	1986-87	9-25006	1.6L	1984 & Prior	9-25000
30	1986-88	9-25009	90	1988	9-25023	1.6L	1985	9-25004
30	1989-92	9-25026	90	1989-98	9-25021	1.6L	1986-87	9-25006
35	1977-84	9-25002	100	1971	9-25016	1.6L	1988	9-25023
35	1986-88	9-25009	100	1979-80	9-25000	1.8L	1986-87	9-25023
35	1989-92	9-25026	100	1989-98	9-25021	2.0L	1988-99	9-25017
40	1982	9-25002	110 (TCLDF)	1986	9-25005	2.5 & 2.6L	1986-88	9-25007
40	1986-88	9-25009	110	1986-87	9-25006	2.7L	1986-87	9-25022
40 Com.	1986-88	9-25010	110	1988	9-25023	3.6L	1986-87	9-25023
40	1991-93	9-25026	115	1978-84	9-25000	3.6L	1986-87	9-25023

# OUTBOARD IGNITION PARTS

## SWITCHBOXES

 <p><b>9-25100</b> Switch Box Replaces: Mercury 332-7778A12 Fits: 3 &amp; 6 cyl.</p>	 <p><b>9-25101</b> Switch Box Replaces: Mercury 339-7452A3 Fits: 2 cyl. w/ Stud Terminal</p>	 <p><b>9-25102</b> Switch Box Replaces: Mercury 339-7452A19 Fits: 2 cyl. w/ Ring Terminals</p>	 <p><b>9-25103</b> Switch Box Replaces: Mercury 339-7452A21 Fits: 2 cyl. w/ Bullet Connections</p>
 <p><b>9-25104</b> Switch Box Replaces: Mercury 332-5772A7 Fits: 4 cyl.</p>	 <p><b>9-25105</b> Switch Box Assy. Replaces: Mercury 332-4911A8 Fits: 40 hp 2 cyl.</p>	 <p><b>9-25106</b> Switch Box Assy. Replaces: Mercury 339-6222A10 Fits: 7.5/9.8/20 hp</p>	 <p><b>9-25107</b> Switch Box Assy. Replaces: Mercury 18495A26 Fits: 75-90</p>
 <p><b>9-25108</b> Switch Box Assy. Replaces Mercury 19052A8 Fits: 50-60</p>	 <p><b>9-25109</b> Switch Box Replaces: Mercury 823034T, Tohatsu 3F0-06060-0 Fits: 2/2.5/3.3 HP</p>	 <p><b>9-25110</b> Switch Box Replaces: Mercury 16061T04, Tohatsu 3R1-06060-1 Fits: 4/5 HP</p>	

## MERCURY SWITCHBOX APPLICATIONS

HP	Serial #	Part No.
2	0T884302 & UP	9-25109
2.5	0A855097 & UP	9-25109
3.3	0G710613 & UP	9-25109
4	0T707899/0P268000 & UP	9-25110
5	0G710613 & UP	9-25110
6	A197112 & UP	9-25102
7.5	3801458 & Up	9-25106
8	A197112 & UP	9-25102
210cc	A918999 & up	9-25102
9.8	3795658 & Up	9-25106
9.9	A197112 & UP	9-25102
15	B292414 & UP	9-25102
18	5837437 - 6443972	9-25101
20	B238464 - G760299	9-25102
20	4403787 - 6443972	9-25106
25	5705532 - 6443972	9-25101
25	B238464 - G760299	9-25102
35	B110789 & UP	9-25103
40 (2 cyl)	5823918 & UP	9-25101
40 (2 cyl)	3859435 - 5823917	9-25101
40 (4cyl)	C159200 - G589999	9-25104
45/50 (4cyl)	5531630 & UP	9-25104
45 Jet (3cyl)	G290584 - G589999	9-25108
50	D000750 - G589999	9-25108
50/55/60 (3cyl)	D000750 - G589999	9-25100
60	D000750 - G589999	9-25108
65	4382057 - 4571651	9-25100
65 Jet	D283222 - G437999	9-25107

HP	Serial #	Part No.
70	4571652 - 6428680	9-25100
70/75 (3cyl)	C272000 - D283221	9-25100
75	D283222 - G437999	9-25107
75 (4cyl)	6432901 & UP	9-25104
80 (4cyl)	4831999 - 6432900	9-25104
80 (3cyl)	A996142 - C221999	9-25100
85 (4cyl)	4366802 - 4831998	9-25104
90	D283222 - G437999	9-25107
90 (6cyl)	5299506 & UP	9-25100
90 (3cyl)	A996142 - D283221	9-25100
90 Sport Jet	E023150 - E095087	9-25100
100 (4cyl)	B209468 - G437999	9-25100
105 Jet	D08200 - G303045	9-25100
115 (6cyl)	5314656 & UP	9-25100
115 (4cyl)	C100000 - G437999	9-25104
125 (4CYL)	D283222 - G437999	9-25104
135 (V-6)	A904646 & UP	9-25100
140	5327663 & UP	9-25100
140 Jet	D082000 - G960499	9-25100
150	4868998 - G960499	9-25100
150 XR2, XR4, XR6	6616991 - G960499	9-25100
175	4301235 - G960499	9-25100
200	4839034 - G960499	9-25100
220	B117316 & UP	9-25100
225	5628028 & UP	9-25100
250/275	C101891 & UP	9-25100
300 / 3.4L	5611648 & UP	9-25100

# OUTBOARD IGNITION PARTS

## Outboard Stators

Mallory Marine Outboard Stators are made to strict quality standards to assure a long lasting product that lives up to the Mallory name. These parts are designed fit, function, test to the OEM specifications for easy testing and diagnosis.

Features:

- High Quality copper windings for maximum stator output and durability
- Plastic encapsulated where applicable for maximum corrosion and vibration protection
- Exact OEM fit and appearance for easy plug and play installation
- Backed by our 2-Year warranty



# OUTBOARD IGNITION PARTS

## MERCURY STATOR APPLICATIONS

HP	Serial #	Notes	Part No.
6	0A197112 - 0G760299		9-25505
7.5	2810637 - 3274632		9-25501
8	0A197112 - 0G760299		9-25505
9.8	2798057 - 3263262		9-25501
9.9	0A197112 - 0G760299		9-25505
15	0B292414 - 0G760299		9-25505
18	5837437 & UP		9-25505
20	2827677 - 3226957		9-25501
20	6443973 - 0G044026		9-25505
20	0G438000 - 0G760299		9-25505
20 Jet	0G438000 - 0G760299		9-25505
25	5705532 - 0G044026		9-25505
25	0G438000 - 0G760299		9-25505
30 Jet (4cyl) elec.	0D055048 - 0G589999	w/stators stamped 818535A3 or A13	9-25510
30 Jet (4cyl) elec.	0D055048 & UP	w/o voltage regulator	9-25510
30 Jet (3cyl) elec.	0G590000 & UP		9-25507
30 (2cyl) elec.	0G053314 & UP		9-25507
35	6445653 & UP		9-25505
40 (4cyl) elec.	0C159200 - 0D055047		9-25510
40 (4cyl) elec.	0D055048 & UP	w/stators stamped 818535A3 or A13	9-25510
40 (4cyl) elec.	0D055048 & UP	w/o voltage regulator	9-25510
40 (2cyl) elec.	0G053314 & UP		9-25507
40 (3cyl) elec.	0G531301 & UP		9-25507
45 (4cyl) elec.	5531630 & UP		9-25510
50 (4cyl) elec.	4357640 & UP		9-25510
50 (3 cyl.)	6428681 - 0D000749		9-25506
50 (3 cyl) elec.	0G590000 & UP		9-25507
55 (3 cyl.)	0D000750 - 0G589999		9-25507
55 (3 cyl.) elec.	0G590000 & UP		9-25507
60 (3 cyl.)	6428681 - 0D000749		9-25506
60 (3 cyl) elec.	0G590000 & UP		9-25507
65 (3 cyl.)	4382057 - 4571651		9-25506
70 (3 cyl.)	4571652 - 0A996141		9-25506
75 (4 cyl.)	6432901 & UP		9-25503
75 (3 cyl) elec.	0G438000 & UP		9-25507
80 (4 cyl.)	4381999 - 6432900		9-25503
80 Jet	0D238222 - 0G437999		9-25509
80 Jet	0G438000 & UP		9-25507
85 (4 cyl.)	4366802 - 4831998		9-25503
90 (6 cyl.)	5299506 & UP		9-25500
90 (3 cyl) elec.	0G438000 & UP		9-25507
100 (4 cyl.)	0B209468 - 0D437999	w/ voltage regulator	9-25509
100 (4 cyl.)	0G438000 & UP		9-25507
105 Jet	0D82000 - 0G960499		9-25512
115 (6 cyl.)	5314656 & UP		9-25500
115 (4 cyl.)	0C10000 - 0D437999	w/ voltage regulator	9-25509
115 (4 cyl.)	0G438000 & UP		9-25507
125 (4 cyl.)	0D283222 - 0G437999	w/ voltage regulator	9-25509
125 (4 cyl.)	0G438000 & UP		9-25507

# OUTBOARD IGNITION PARTS

## MERCURY STATOR APPLICATIONS

HP	Serial #	Notes	Part No.
135	0A904646 - 0C100860	w/ 1/2" laminaions on stator	9-25508
135	0A904646 - 0C100860	w/ 5/8" laminations on stator	9-25504
135	0C239553 - 0D081999	w/ black 16 amp stator w/non-louvered cover	9-25504
135	0C239553 - 0D081999	w/ clear 40 amp stator w/ louvered cover	9-25511
135	0D082000 - 0G960499		9-25512
140 (6 cyl.)	5327663 & UP		9-25500
140 Jet	0D082000 - 0G960499		9-25512
150	4868998 - 0A904645		9-25502
150	0A904646 - 0C100860	w/ 1/2" laminaions on stator	9-25508
150	0A904646 - 0C100860	w/ 5/8" laminations on stator	9-25504
150	0C100861 - 0D081999	w/ clear 40 amp stator w/ louvered cover	9-25511
150	0C239553 - 0D081999	w/ black 16 amp stator w/non-louvered cover	9-25504
150	0D082000 - 0G960499		9-25512
150XR4, MAG II	0B242885 - 0C100860		9-25504
150XR4, MAG II	0C100861 - 0D081999	w/ clear 40 amp stator w/ louvered cover	9-25511
150XR4, MAG II	0C239553 - 0D081999	w/ black 16 amp stator w/non-louvered cover	9-25504
175	4301235 - 6618750		9-25502
175	6618751 - 0C100860	w/o voltage regulator	9-25502
175	6618751 - 0C100860	w/ voltage regulator & 1/2" laminations on stator	9-25508
175	6618751 - 0C100860	w/ voltage regulator & 5/8" laminations on stator	9-25504
175	0C100861 - 0D081999	w/ clear 40 amp stator w/ louvered cover	9-25511
175	0C239553 - 0D081999	w/ black 16 amp stator w/non-louvered cover	9-25504
175 carb	0D082000 - 0G960499		9-25512
175 EFI	0D000749 - 0D081999		9-25511
175 EFI	0D082000 - 0G960499		9-25512
200	4839034 - 6625220		9-25502
200	6618751 - 0C100860	w/o voltage regulator	9-25502
200	6618751 - 0C100860	w/ voltage regulator & 5/8" laminations on stator	9-25504
200	6618751 - 0C100860	w/ voltage regulator & 1/2" laminations on stator	9-25508
200	0C100861 - 0D081999	w/ black 16 amp stator w/non-louvered cover	9-25504
200	0C100861 - 0D081999	w/ clear 40 amp stator w/ louvered cover	9-25511
200	0D082000 - 0G960499		9-25512
200 EFI	0C100861 - 0D081999		9-25511
200 EFI	0D082000 - 0G960499		9-25512
220 Laser	0B117316 & UP		9-25504
225	5628028 & UP		9-25502